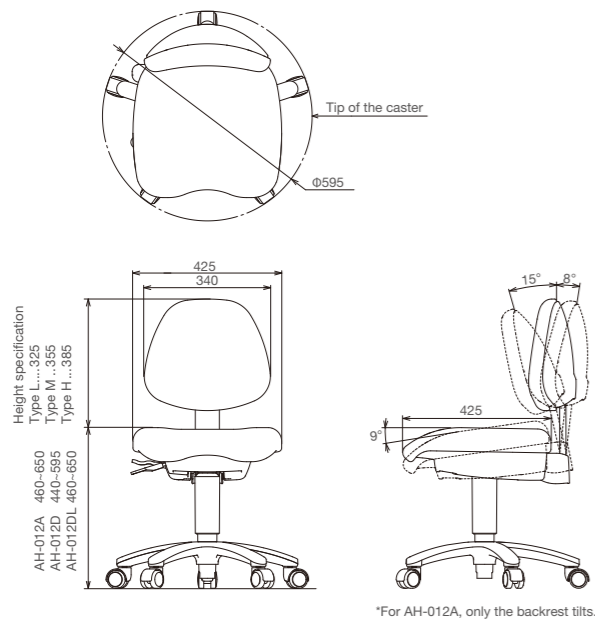


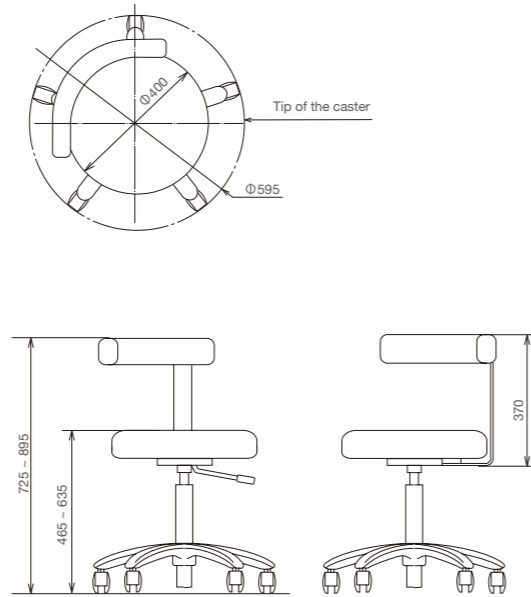
Dimensions

Unit : mm

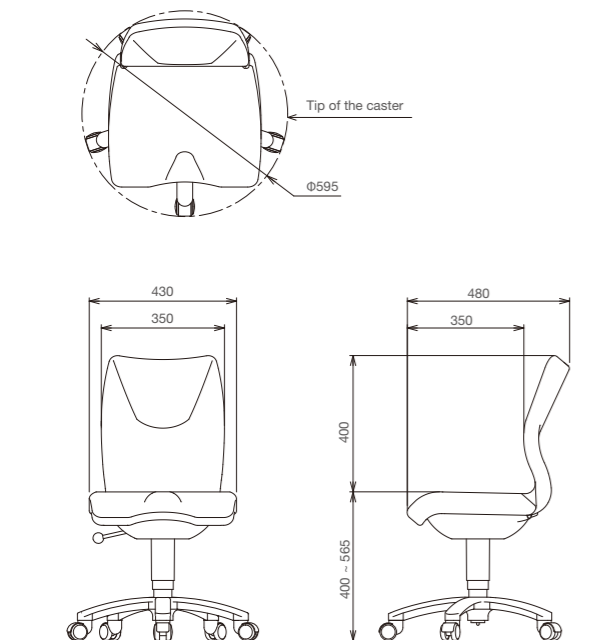
■ EURUS STOOL



■ DH-007N



■ HANCHE STOOL



Belmont Stool



# Comfort

Meets the needs of various treatment styles and supports healthy posture.



Doctor stool  
**EURUS STOOL**

- Seat height and tilt adjustment by gas cylinder.
- Bucket-shaped seat and backrest help treatment process over a long period.
- Tilt functions for backrest and seat are available. (Backrest and seat tilt separately.)
- Three casters with brakes prevent unexpected move.

[ SPECIFICATIONS ]

Model ..... AH-012D/AH-012DL  
 Weight ..... 12 kg  
 Initial height/stroke ..... AH-012D 440/155 mm  
 AH-012DL 460/190 mm  
 Tilt control of the seat and backrest ..... Manual operation



Assistant stool  
**EURUS STOOL**

- Seat height and tilt adjustment by gas cylinder.
- Bucket-shaped seat and backrest help treatment process over a long period.
- Tilt function for backrest is available.
- Three casters with brakes prevent unexpected move.

[ SPECIFICATIONS ]

Model ..... AH-012A  
 Weight ..... 12 kg  
 Initial height/stroke ..... 460/190 mm  
 Tilt control of the backrest ..... Manual operation



Doctor stool  
**HANCHE STOOL**

- Seat height adjustment by gas cylinder.
- Stool with high support performance reduces the doctor's burden during long treatment periods.
- The three-dimensional structure of the seat stabilizes the seating position and prevents the buttocks from sliding down.
- Combines cushions of two different softnesses to reduce pressure on the thighs.

[ SPECIFICATIONS ]

Model ..... AQ-010D  
 Weight ..... 9.5 kg  
 Initial height/stroke ..... 400/165 mm



Assistant stool  
**DH-007N**

- Seat height adjustment by gas cylinder.
- Smooth and light touch operation for seat height adjustment by hand lever.
- Simple and easy mechanism makes added flexibility possible.
- As an option, the foot ring provides a comfortable place to rest your feet.



with foot ring

[ SPECIFICATIONS ]

Model ..... DH-007N  
 Weight ..... 10 kg  
 Initial height/stroke ..... 465/170 mm  
 Armrest/backrest rotation ... 360° by Manual operation



**Backrest height choice**

The height of backrest can be selected from 3 positions, 30 mm difference between each position, to support your healthy posture.



**Tilt control**

The seat and backrest tilt separately to maintain the ergonomic sitting posture. Seat tilt can be adjusted from horizontal to 9-degrees forward, sitting in ideal position to minimize pressure on thigh and support posture. (\*no seat tilt control is available for AH-012A)



**Casters with brakes**

Brakes are available for 3 of the 5 casters to prevent the stool from moving unexpectedly when no load applied, which allows the doctor sit on the stool safely. When you sit on, the brakes will be unlocked. When you stand up, the brakes will be locked.

**Color variations**

The colors come in four themes: warm, cool, earth and vitamin. Any choices from these leather colors should match the interior appointments of your clinic.

[ ES leather ]

<b>Warm Color</b>	Coral Pink/ES20	Light Pink/ES30	Beige/ES21	Camel/ES14	Bordeaux/ES12	Black/ES8
<b>Cool Color</b>	Mint Blue/ES5	Indigo Blue/ES25	Light Blue/ES16	Purple/ES26	Light Gray/ES33	Gray Teal/ES28
<b>Earth Color</b>	Rose/ES34	Mauve/ES27	Forest/ES31	Aldo Blue/ES23	Ash Gray/ES32	Chocolate/ES11
<b>Vitamin Color</b>	Scarlet Red/ES24	Mandarin Orange/ES22	Lemon Yellow/ES2	Yellow Green/ES18	Sky Blue/ES7	Blue/ES29

[ Luxury ]

Black/SH1	Dark Blue/SH9
Maroon/SH7	England Green/SH18
Orange/SH22	Camel/SH10
Mustard Yellow/SH6	Ivory/SH15

[ Fabric texture leather ]

Indigo Black/FS1	Ash Brown/FS2	Canvas Beige/FS3	Powder Gray/FS4	Saxe Blue/FS5	Salty Pink/FS6
------------------	---------------	------------------	-----------------	---------------	----------------