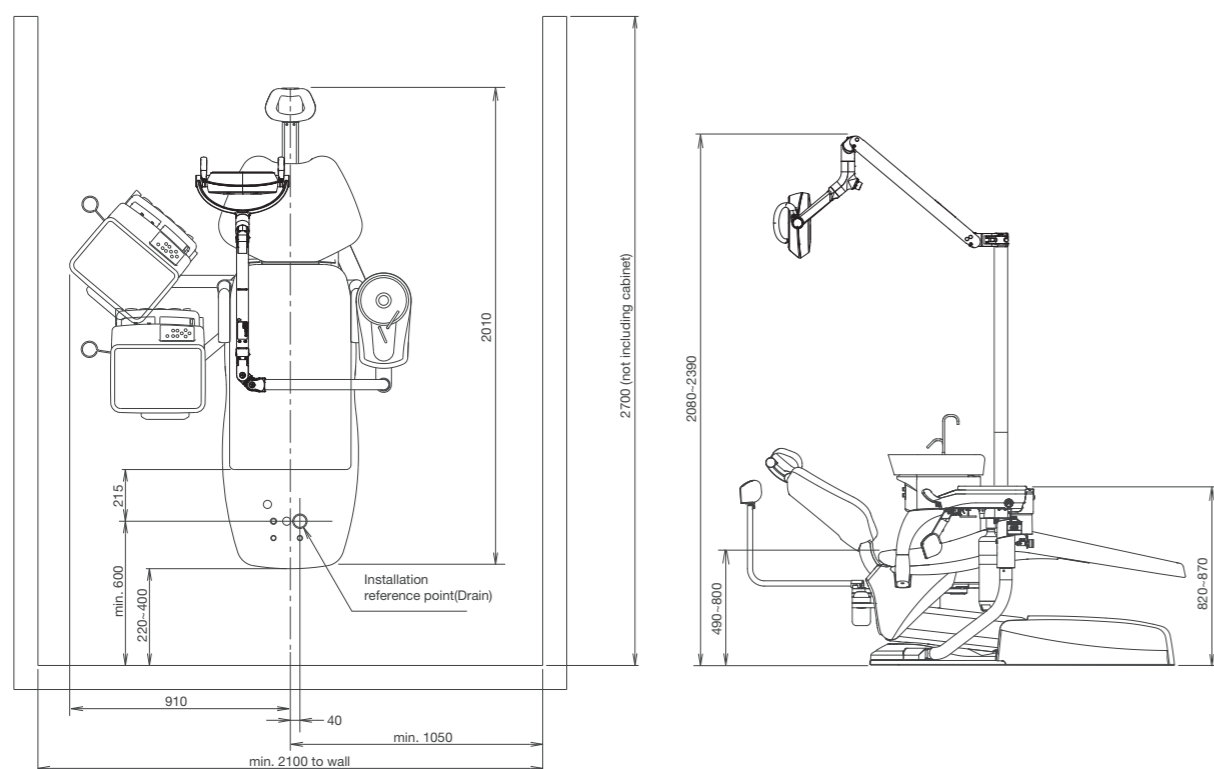


# Dimensions

size(mm)

## ■ CLESTA eIII SWING



# CLESTA eIII SWING



# CLESTA eIII SWING

## Basic, Light, and Flexible

### Basic

- Easy changeover to right/left handed use
- Easy-access handpiece holders
- Compact space
- Smooth tilting movement by hydraulic system
- Ergonomically shaped cushions

### Light

- Base-mount doctor table can be moved lightly and smoothly even for ladies
- Reducing fatigue for arms of dentists and assistants and leads to prolonged working lifetime
- Fitting position with precise movement by light headrest

### Flexible

- Making comfortable operating space
- Providing a variety of operating styles and preparation zones as you like




## Light as Air

The doctor table is simple and practical to use. It can be moved lightly and petite female dentists and assistants can also move the doctor table without straining their arms. This characteristic reduces fatigue for them and leads to prolong their working lifetime.




## Just "SWING it" to Right/Left Handed Use

This model provides two- and four-handed working positions and various operation and preparation zones.  
Ambidextrous changeover is easy and takes only a few minutes.  
Dentists and assistants can position the doctor table and assistant holder as they like.



## Smooth and Relax

The hydraulic mechanism ensures smooth and quiet movement of the joints and provides a comfortable feeling for patients. The new twin-axis headrest system, capable of making a wide range of adjustments, can be fine-tuned in increments of 7.5 degrees, accommodating patients from children to adults. The chair has a low initial height with 200kg load capacity.



### Fit your position

The doctor table can be adjusted with three-level height and each dentist can position it appropriately.



### Rotating armrests

The armrests are designed with a length and shape that make it easy for patients to hold, and the side-rotating mechanism helps elderly patients mount and dismount the chair with ease.

## Dental Light



### EURUS LIGHT

The EURUS LIGHT provides sensor activation, stepless intensity between 5,000 lx and 34,000 lx, reproduces natural light with a high functional color rendering capacity.



### Detachable light components

Lens cover and autoclavable light handle can be removed with a single lever action for easy cleaning.

## Specifications

● Standard | ○ Selectable

| Chair   |   |
|---|---|
| Twin-axis headrest  | ● |
| Armrest at both sides rotated   | ● |
| 8-way foot switch (Manual/Auto)   | ● |
| Dentist Element   |   |
| Air turbine/air motor for Midwest 4-holes turbine hose                  | ○ |
| Air turbine/air motor for Midwest 4-holes turbine hose with fiber optic | ○ |
| Electric micromotor   | ○ |
| Electric scaler   | ○ |
| 3-way syringe   | ● |
| Membrane switch (Chair Auto/Manual, Cupfiller)                          | ● |
| Small size operator's table with silicon mat                            | ● |
| Foot controller   | ● |
| Foot controller with chair foot switch                                  | ○ |
| Clean water system  | ○ |
| Dental size film viewer   | ○ |

| Assistant Element                                |   |
|--|---|
| High-volume evacuator & saliva ejector handpiece | ● |
| 3-way syringe                                    | ○ |
| Cuspidor Element                                 |   |
| Air timed cupfiller & bowl flush                 | ● |
| Water heater                                     | ○ |
| Monitor bracket                                  | ○ |
| Water service outlet                             | ○ |
| Air service outlet                               | ○ |
| Light  |   |
| EURUS LIGHT                                      | ● |











## Upholstery Color Options

The colors come in four themes: warm, cool, earth and vitamin. Any choices from these leather colors should match the interior appointments of your clinic.

### [ Seamless ]

|               |  |  |  |   |   |  |
|---------------|--|--|--|---|---|--|
| Warm Color    |  Coral Pink/ES20  |  Light Pink/ES30      |  Beige/ES21       |  Camel/ES14        |  Bordeaux/ES12   |  Black/ES8      |
| Cool Color    |  Mint Blue/ES5    |  Indigo Blue/ES25     |  Light Blue/ES16  |  Purple/ES26       |  Light Gray/ES33 |  Gray Teal/ES28 |
| Earth Color   |  Rose/ES34        |  Mauve/ES27           |  Forest/ES31      |  Aldo Blue/ES23    |  Ash Gray/ES32   |  Chocolate/ES11 |
| Vitamin Color |  Scarlet Red/ES24 |  Mandarin Orange/ES22 |  Lemon Yellow/ES2 |  Yellow Green/ES18 |  Sky Blue/ES7    |  Blue/ES29      |

### [ Luxury ]

|  |   |  |  |   |  |
|--|---|--|--|---|--|
|  Black/SH1          |  Dark Blue/SH9 |  Maroon/SH7 |  England Green/SH18 |  Orange/SH22 |  Camel/SH10 |
|  Mustard Yellow/SH6 |  Ivory/SH15    |  |  |   |  |